



COMMONWEALTH NURSES FEDERATION

eNews Vol.5 Issue 5 May 2012



COMMONWEALTH HEALTH MINISTERS' MEETING

Sunday 20 May 2012

Theme: *Linking non-communicable and communicable diseases*

The Commonwealth Health Professions Alliance (CHPA), an alliance of Commonwealth accredited health professional organisations representing nurses, doctors, pharmacists, dentists and community health workers, was invited to make an address to the Commonwealth Health Ministers at their meeting on 20 May 2012. The focus of the CHPA address was the need to embed culture in messages about preventing both communicable and non-communicable disease. The address included examples from countries across the Commonwealth where successful cultural approaches have been used, particularly in messages about preventing communicable disease. A full copy of the address can be downloaded from the CNF website: <http://www.commonwealthnurses.org>.

CULTURE CONNECTS

Linking communicable and non-communicable disease



Dr Collins Airhihenbuwa



Dr Christoph Benn

COMMONWEALTH PARTNERS' FORUM

Sunday 20 May

The Commonwealth Partners' Forum was held in conjunction with the Commonwealth Health Ministers' meeting. International experts, Dr Collins Airhihenbuwa from Pennsylvania University and Dr Christoph Benn from the Global Fund led the discussion about the importance of cultural approaches when developing messages and services to prevent communicable and non-communicable disease. The Forum was introduced by Dr Sundaram Arulraj, Chairperson of the CHPA and moderated by Dr Nicolaus Henke, Leader McKinsey Health Systems and Services. The Forum was sponsored by the Commonwealth Health Professions Alliance, the Commonwealth Foundation and McKinsey and Company.



McKinsey & Company



The East, Central and Southern African College of Nursing (ECSACON)

10th SCIENTIFIC CONFERENCE

Port Louis Mauritius 5-7 September 2012

Acceleration toward attainment of Millennium Development Goals through revitalizing primary health care: nurses and midwives sharing high impact interventions.

<http://www.ecsahc.org>



SOUTH PACIFIC NURSES FORUM

16th South Pacific Nurses Forum

The future of nursing and midwifery: where are we heading?

Monday 19 - Thursday 22 November 2012

Leonda By The Yarra Hawthorn, Victoria, Australia

For more information go to: <http://www.spnf.org.au>



WORLD HEALTH ASSEMBLY 2012

NCDs: The 2012 World Health Assembly adopted a global target of a 25% reduction by 2025 in premature mortality from non-communicable diseases. The table below shows how at risk many countries populations are and how many deaths could be prevented by positive action. Nurses are in a unique position to actively contribute to the WHA target. Nurses need to get organised; lobby their governments; write proposals; apply for funding; and conduct programs and research. Nurses have a responsibility for the people they provide care to, to do so.

The CNF e-News is sponsored by the



Publishers of

Nursing Standard

Nursing Management; Cancer Nursing Practice; Nursing Older People; Emergency Nurse; Nurse Researcher; Evidence Based Nursing; Learning Disability Practice; Nursing Children and Young People; Mental Health Practice

Available in print or digital editions and online

Including access to an archive of over 7,000 searchable clinical articles









To subscribe go to:

<http://www.rcnpublishing.co.uk/>



WHO NON-COMMUNICABLE DISEASE COUNTRY PROFILES 2011

	Tobacco use %	Overweight %	Obese %	Physical inactivity %	NCD % of all deaths
Australia	16.8	63.7	23.8	40.3	90.0
Bangladesh	21.2	7.6	1.1	4.7	52.0
Barbados	4.9	69.7	34.7	48.1	82.0
Belize	3.9	69.8	33.7	No data available	62.0
Botswana	10.1	31.7	11.2	32.6	31.0
Brunei Darussalam	18.0	No data available	No data available	No data available	82.0
Cameroon	5.8	35.4	10.3	39.1	31.0
Canada	13.5	63.2	26.2	35.7	89.0
Cook Island	34.4	90.5	63.7	72.3	74.0
Cyprus	24.0	58.8	25.5	56.9	90.0
Dominica	4.9	56.5	24.9	25.5	85.0
Fiji	8.4	65.0	30.6	No data available	77.0
Gambia	16.7	26.7	7.9	21.7	34.0
Ghana	4.4	28.9	7.5	16.1	39.0
Grenada	No data available	No data available	No data available	No data available	81.0
Guyana	16.0	No data available	No data available	No data available	66.0
India	13.9	11.0	1.9	14.0	53.0
Jamaica	12.3	55.3	24.1	47.7	68.0
Kenya	9.3	18.7	4.2	15.4	28.0
Kiribati	67.4	80.7	46.0	49.8	69.0
Lesotho	39.0	37.3	14.6	No data available	29.0
Malawi	10.9	20.1	4.3	9.8	28.0
Malaysia	21.5	44.2	14.0	60.5	67.0
Maldives	22.8	35.4	12.9	38.9	79.0
Malta	21.2	64.3	28.8	72.5	90.0
Mauritius	13.0	50.1	18.5	38.1	87.0
Mozambique	7.0	21.1	4.9	6.6	28.0
Namibia	14.1	31.1	9.5	56.3	38.0
Nauru	47.5	92.9	71.1	49.4	70.0
New Zealand	20.7	65.8	28.3	48.1	91.0
Nigeria	4.6	26.8	6.5	No data available	27.0
Niue	No data available	No data available	No data available	No data available	72.0
Pakistan	15.0	23.0	5.5	38.4	46.0
Papua New Guinea	40.9	48.3	16.2	16.1	44.0
Rwanda	No data available	19.9	4.3	No data available	29.0
St Kitts and Nevis	5.0	75.9	40.7	40.6	83.0
St Lucia	17.4	52.9	21.4	No data available	78.0
St Vincent and Grenadines	10.5	No data available	No data available	No data available	76.0
Samoa	36.2	84.6	54.1	49.7	70.0
Seychelles	12.4	56.8	23.9	23.4	75.0
Sierra Leone	23.1	26.9	6.8	16.1	18.0
Singapore	14.5	30.2	7.1	No data available	79.0
Solomon Island	28.8	65.2	30.0	42.6	60.0
South Africa	14.0	65.4	31.3	51.1	29.0
Sri Lanka	10.6	21.9	5.1	26.0	65.0
Tonga	22.0	87.0	57.6	41.4	74.0
Trinidad and Tobago	13.1	63.8	29.3	No data available	78.0
Tuvalu	32.0	No data available	No data available	No data available	73.0
Uganda	6.8	62.4	27.5	No data available	25.0
United Kingdom	17.3	64.2	26.9	66.5	88.0
United Republic Tanzania	7.9	22.1	5.0	No data available	27.0
Vanuatu	12.3	62.4	27.5	No data available	70.0
Zambia	10.1	15.7	3.6	15.5	27.0
Zimbabwe	9.6	25.5	7.0	21.7	21.0





 Affects more than 25% of the population




 Affects more than 50% of the population

WHO 2011 *Non-communicable diseases country profiles*: <http://www.who.int/nmh/countries/en/index.html>

WHO 2009 *Age-standardized estimated prevalence of smoking among those aged 15 years or more*:

http://www.who.int/tobacco/surveillance/policy/country_profile/en/index.html